


Data subject to change without prior notice  
Edition 01/2026 © 2026 JMG Cranes S.p.A. All rights reserved  
Rev. 0/25



# Electric pick & carry cranes

*M Series*

**MC100.08**

(imperial)

Maximum capacity  
**33000 lbs**

## EU standards CE

UNI ISO 4301-1: A1

2006/42 CE-2014/30 UE-2014/35 UE  
2000/14 CE and subsequent amendments.

EN 13000:2014-ANSI/ASME B30.5-2021  
and subsequent amendments.



## JMG Cranes S.p.A.

**Offices and plant:** Via dell'Innovazione, 3 - 29010 Sarmato (PC) - Italy

**Registered Office:** Via Dante, 15 - 26100 Cremona - Italy

**Administration:** Via Bergamo, 142 - 26100 Cremona - Italy

+39 0523 8486

info@jmgcranes.com

www.jmgcranes.com





## Features

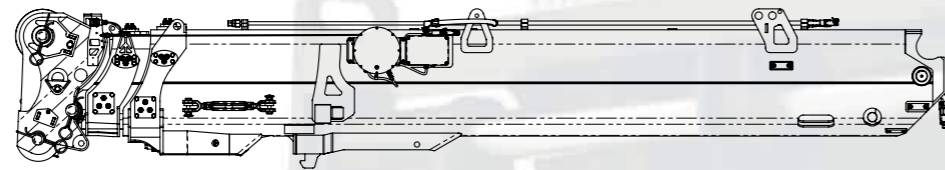
- Radio remote controlled crane
- Telescopic boom
- Front-wheels drive with counter rotation
- 3 position tiltable head (0°/+40°/+80°)
- Extendable rear counterweight up to 2' 8" with real time load capacity
- 2 removable counterweights

## Optional

- Changeable and modular booms
- Hydraulic winch
- Mechanical jib
- Mechanical extension
- Hydraulic jib with hydraulic extension
- Hydraulic forks with hydraulic positioner
- Hydraulic forks with side shifting
- Customer paint colour

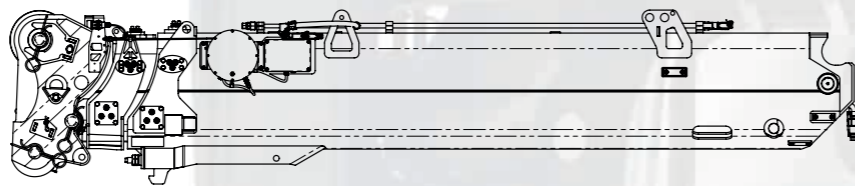
## Interchangeable booms

### Long boom with 2 extensions



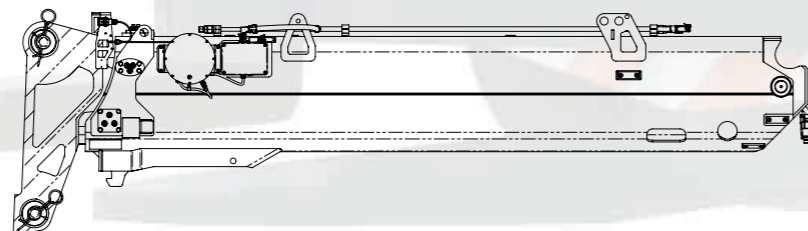
**Extended length:** 20' 4"  
(from the front of the machine)  
**Closed length:** 3' 37"  
(from the front of the machine)  
**Max load hook:** 33000 lbs  
**Max load forks:** 18700lbs@2' 8"  
**Boom weight:** 4600 lbs

### Short boom with 2 extensions



**Extended length:** 13' 3"  
(from the front of the machine)  
**Closed length:** 10"  
(from the front of the machine)  
**Max load hook:** 33000 lbs  
**Max load forks:** 22000lbs@2' 8"  
**Boom weight:** 3800 lbs

### Boom with 1 extension



**Extended length:** 6' 6"  
(from the front of the machine)  
**Closed length:** 3"  
(from the front of the machine)  
**Max load hook:** 33000 lbs  
**Max load forks:** 30800lbs@1' 12"  
**Boom weight:** 2800 lbs



## Technical features

<b>Maximum capacity</b>	33000 lbs
<b>Dimensions ft</b>	11' 5" x 5' 3" x 6' 8"

- Front-wheels drive  
N°2 electric motors 7,5kW 80V AC
- Total lbs without boom and accessories  
lbs 33900  
Removable counterweights lbs 6600  
(lbs 3500+lbs 3100)
- Lithium 80V 608 Ah
- nr.4 front cushion 28x10x22"  
nr.2 rear cushion 28x10x22"
- Hydraulic rear steering -90°/+90°
- L.M.I. Electronic safe load indicator and tilting moment limiter
- Automatic braking system on the wheels
- Fabricated from preformed and welded quality steel plate
- Inclination angle +70°/-5°
- Motor driven pump 35kW 80V AC



## Overall dimensions

